



# VATSIM Oceania Quarterly Report Q2 2015 (April to June)

2015 has already seen an increase in online activity throughout the Region with a number of new controllers rated and a number of new pilots flying in the Region.

The good work of the Divisions in the Region continue. There has been a steady flow of traffic and many hours of controlling throughout the Region. Naturally, the majority of this has been in the two most populous areas, Australia and New Zealand.

Evenings in both VATPAC and VATNZ airspace continue to be the most serviced by ATC but pleasing to see is a steady increase in ATC services on weekends.

## ***Events***

---

A combined VATPAC/VATNZ Cross the Ditch event took place on 11 June 2015 with over 100 flight bookings for the day. I was extremely disappointed to personally miss this event for the first time but I had moved house the week before and I didn't have the internet connected so that I could connect to the Network. By all accounts, the event was a huge success and Nick Johnston reports on the event in his report below.

VATPAC continues to be very active with events on several evenings each week. Full details of the very active events team are included in the VATPAC Division Director's report below.

VATNZ Sunday Night Ops is the main focus for VATNZ with steady streams of traffic up and down the country participating. In addition to SNO, each Wednesday has seen the introduction of an event flying between Wellington and Queenstown which is proving very popular.

## **Staffing**

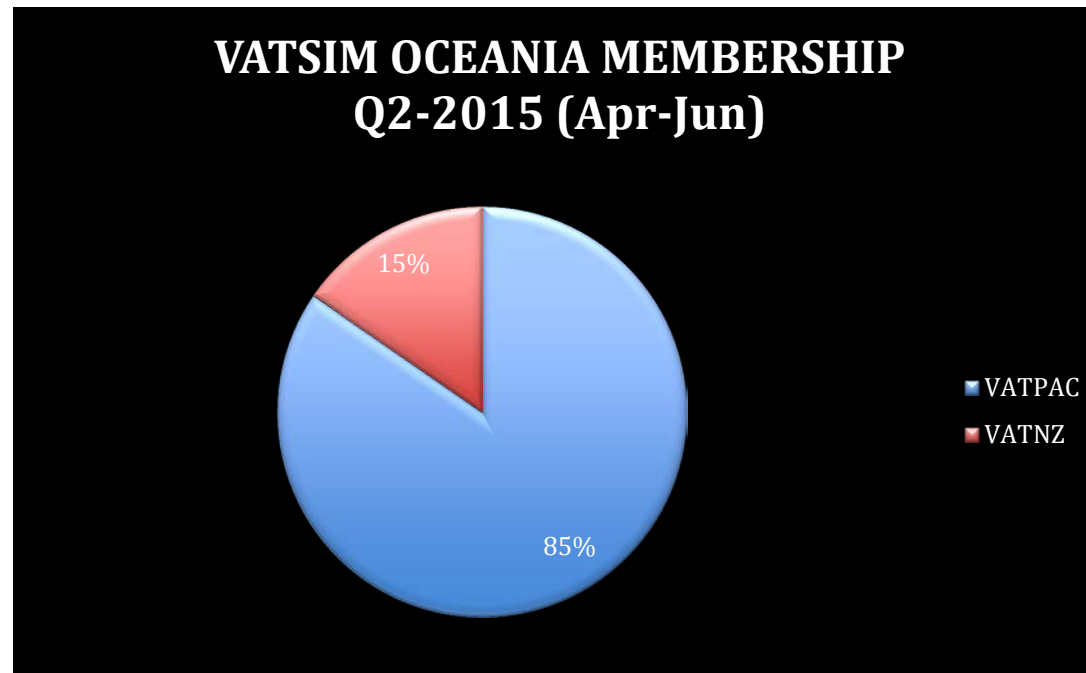
---

There have been no staff changes in the Region during the quarter.

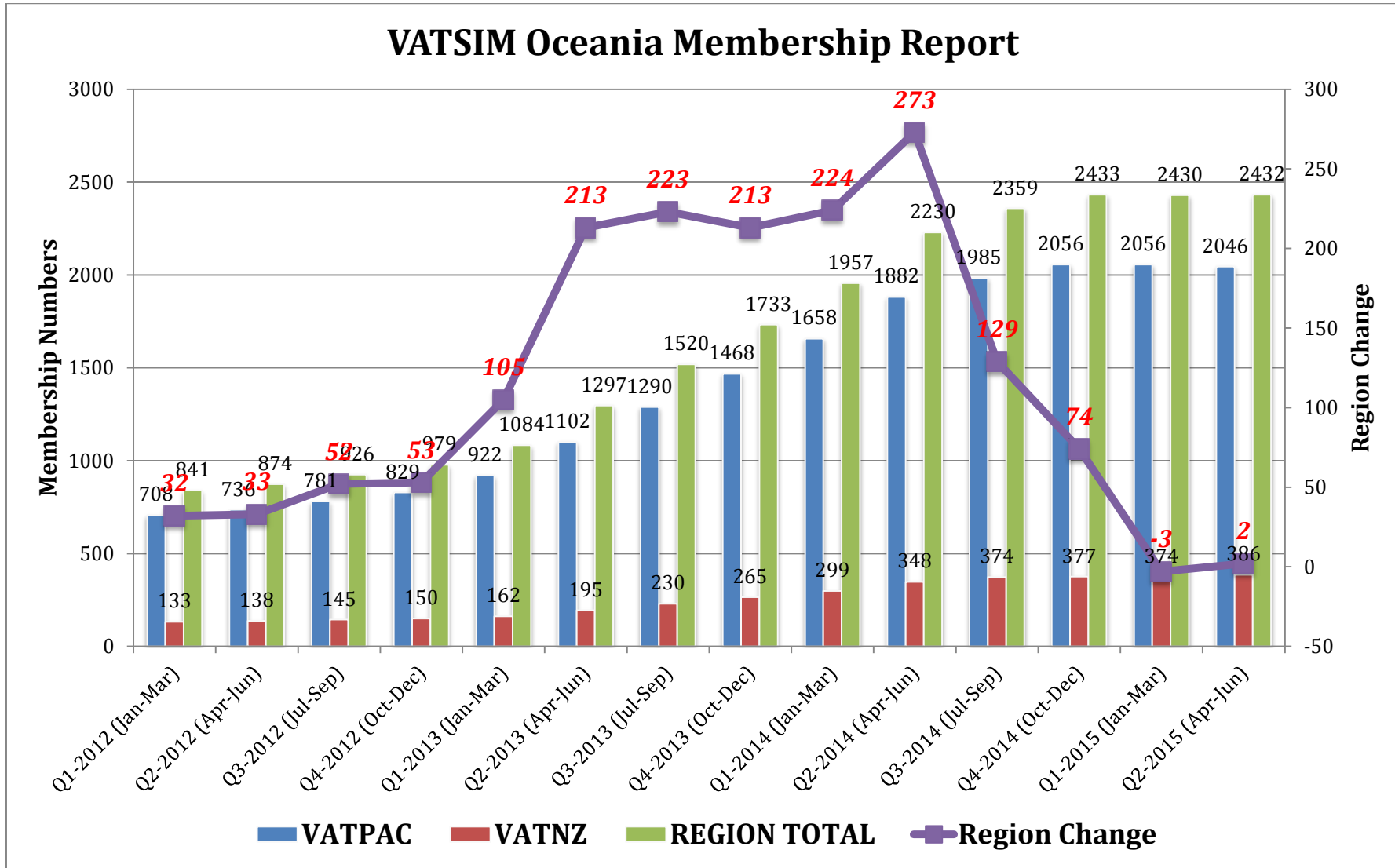
## **Membership**

---

At the end of the Quarter, VATSIM Oceania has 2,432 members assigned to the region, seeing a a very slight increase of 2 members over Quarter 1-2015.



2,046 (85 per cent) of the Region's members are VATPAC members with the remaining 386 (15 per cent) in VATNZ, these percentages remaining steady since Q4-2014.



### Conflict Resolution

During the Quarter, the Regional Conflict Resolution Panel did not hear any cases.

## ***Summary***

---

Thanks to the hard working Division staff teams for their efforts this quarter.



**Mark Richards**  
**Regional Director**  
**1 July 2015**



## VATPAC Quarterly Report Apr-Jun 2015

### **STAFFING**

The reduced board size has given greater flexibility and delivered more responsive decision making.

The Director of Events and Communications Mr Tracy Shiffman has taken a three month leave of absence for personal reasons. His deputy, Mr Trent Hopkinson has taken over some of the work load. Mr Shiffman has been able to contribute, but at a lower workrate.

### **ATC TRAINING**

#### **Overview**

ATC Training has been fairly stable over the course of Q2 2015.

#### **Personnel**

Nil Movements

#### **Special projects**

Tower Rating Course - As at June 31 the new tower rating course is in final editing including preparation and testing of the theory exam. This has been a major project with input from many valuable members of the VATPAC community. It is expected that the existing tower rating course will be removed from service on 31 July.

#### **Website**

ATC Training has been attempting to restore relevant training information and endorsement lists to the new website. This work is ongoing.

**Ratings**

Tower Controller: 9

TMA Controller: 3

Enroute Controller: 4

**OPERATIONS****Personnel**

Nil

**Virtual Airlines**

A review of the Virtual Airline Policy led to the issue of a new policy which established the office of the Virtual Airline Liaison Officer and codified many existing rules associated with the program. Kurt D'Amico was appointed as Virtual Airline Liaison Officer as part of his duties as Deputy Director.

During this quarter the Virtual Airline Policy has been amended for current and future affiliates. The main rules that have been altered are in regards to a required amount of flights within VATPAC airspace within any 90 day-period and accepting applications from Virtual Airlines which have similar names to existing Affiliates.

Cathay Pacific Virtual lost their affiliate status as they failed to comply with the Virtual Airline Affiliation Rules.

Affiliates turned-out in good numbers at Cross the Ditch and booked 35 flights at RealOps Sydney. This highlights the importance of our Affiliates in promoting our events and providing some great traffic for the events.

**Documentation**

Workload of the active members of the Documentation Team meant that a full package of updates was not attained for the June updates. Work will soon commence on the late-August revisions, incorporating changes from the June updates.

**AIS**

After a hiatus of a couple of months, the AIS Team got back to work to perform a massive update to the AIRAC 1506 package. This package included updates to the routes, respective DAPs as well as number of updates to sector boundaries and geographical mappings

on the respective charts. A brilliant effort by Peter Story to get all of the files update to date.

During the period, a number of suggestions have been put forward to increase the performance of the generation of the charts and the respective files and work still continues.

The sector file package was tested and delivered on time for the release of the quarter and work is will soon commence on the next revision due for release in late August.

### **Outlook**

Policy review is an ongoing task. In this quarter, the Special Operations Policy and Ratings and Controller Positions Policy will be reissued. As with previous reissues, there will be minimal to no substantive changes.

In late-2014, it was proposed that additional TMA positions be activated on Monday evenings, with a view to creating additional standard positions. This trial was postponed until the AIS Team's capability was restored. We will go ahead with this trial in the coming quarter following production of new sector files and drafting of procedures.

### **EVENTS**

No report due to leave of absence of Director.

### **IT**

IT issues have been at the forefront this quarter with the VATPAC website, including the forums, Moodle, and VATPAX coming under sustained attack via the insertion of malicious scripts. The entry point for these incursions has yet to be quantified and significant staff effort from all of the board has been required to keep the website up. Significant progress has been made and we are now able to restore the website and forums relatively quickly after each attack. The disruption has prevented us from focussing on other areas and is proving to be a major impediment to other activities.

This focus on IT remediation has also affected other areas. For this reason the quarterly activity graphs are not included in this quarters report.

A rectangular box containing a handwritten signature in black ink. The signature is cursive and appears to read 'J. Harding'.

Jackson Harding  
Director of Division  
14 August 2015





## VATSIM New Zealand Quarterly Report to the Regional Director Q2 2015

The second quarter of 2015 has been a successful period of growth for VATNZ, with all the division health and activity metrics that we track trending up.

### ✦ **Membership**

---

There were 33 new members who joined VATNZ and become active during this quarter.

There were 21 VATNZ members who provided ATC in VATNZ airspace during the quarter.

There were 143 VATNZ members who flew in VATNZ airspace during the quarter.

Overall there were 148 VATNZ members who were active in VATNZ airspace during the quarter.

The percentage of people who join the division but never become active is down more than 20% on the previous quarter: 25 out of 58 (43%). Improving this conversion rate remains a chief challenge for the division as a whole, and it is encouraging to see that some progress is being made here.

### ✦ **Events**

---

The Cross the Ditch 11 event was held in June and attracted 116 flight bookings.

There were some challenges in providing enough controller coverage for the event on both sides of the Tasman, however the flow on effects in terms of flight and controller hours, and in terms of additional non-division pilots visiting the airspace after the event clearly show the benefits of regularly running such a major VATSIM event in the Oceania region.

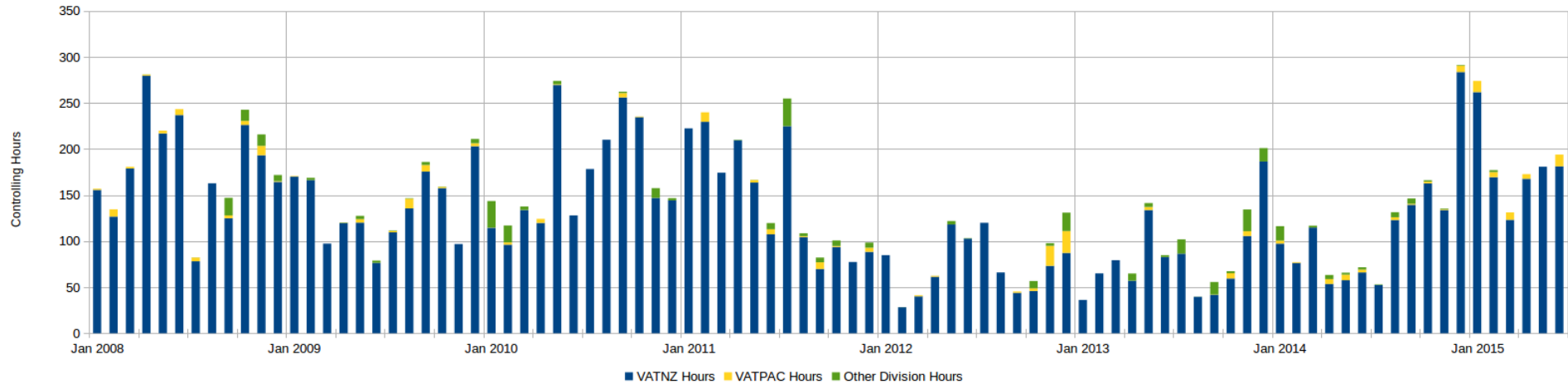
Last year's winter CTD event was cancelled and its absence is clearly reflected in the activity stats for Q2 and Q3 2014.

One of the key learnings from June's event is the need for both divisions to actively promote the event to their members and in particular, their controllers, in order to ensure the maximum controller participation level possible. These lessons will need to be applied in Q4 in order to ensure the success of December's CTD12 event.

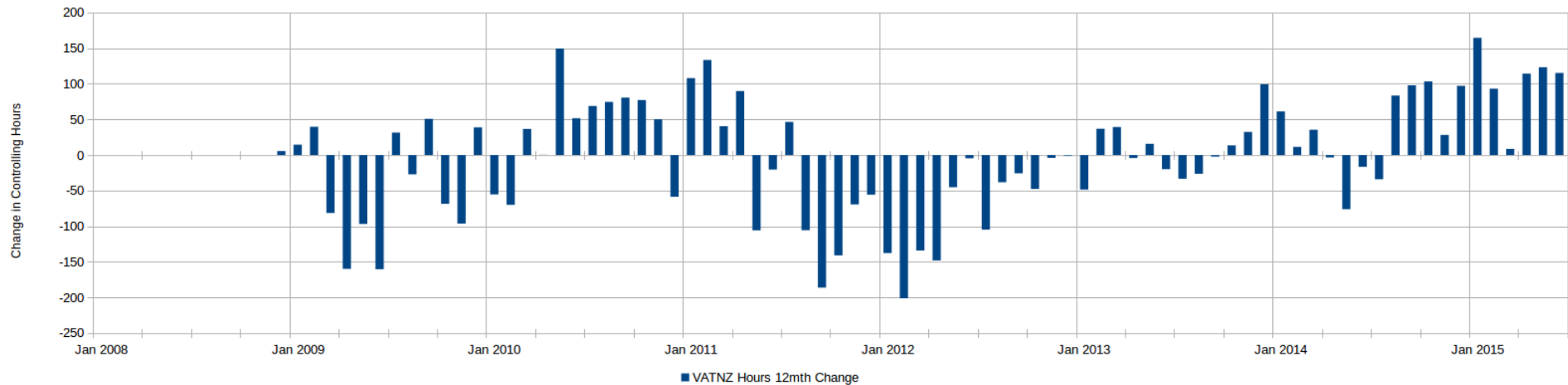
### ✦ **Controller Activity Hours**

Controller Hours were up again compared with the previous year. This represents continuous year-on-year growth for controller hours during each of the last eleven months.

VATNZ Controller Activity - Monthly Hours by Controller Division

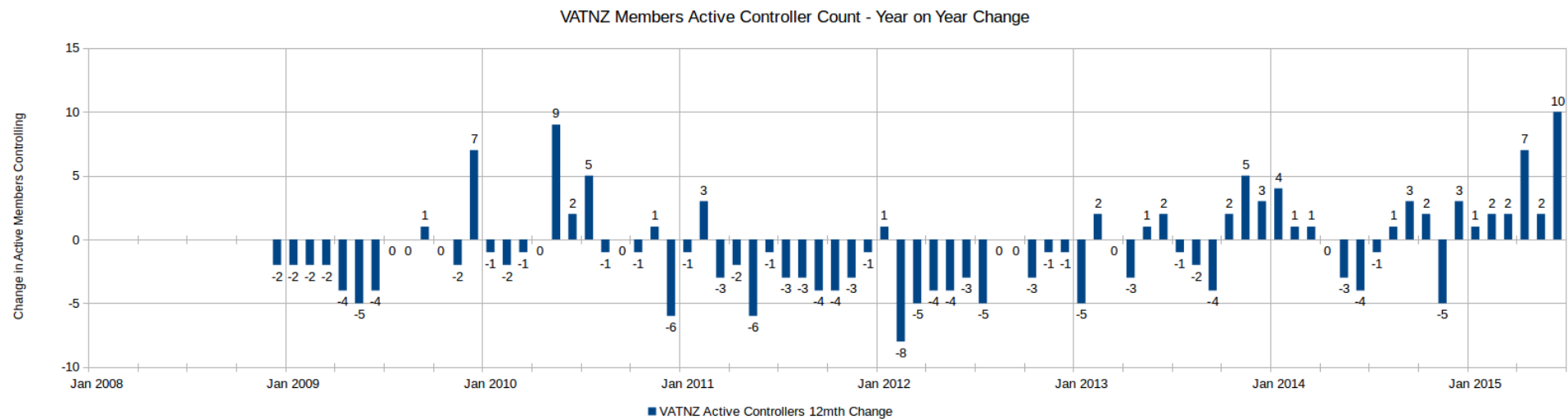
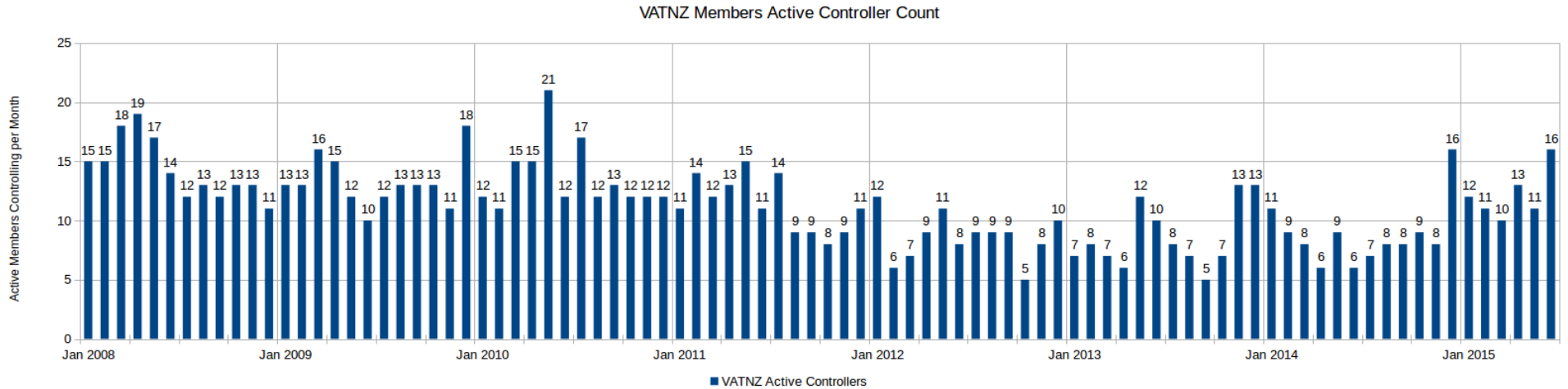


VATNZ Controller Activity - VATNZ Hours - Year on Year Change



## ✦ VATNZ Controller Count

VATNZ Active Controller numbers have shown year-on-year growth throughout this quarter. June in particular benefited from the CTD11 event (CTD didn't occur in Winter 2014), highlighting the event's impact on our controller engagement. What is also pleasing here is the year-on-year growth in non-CTD months.



## ✈ **Summary**

---

Q2 has been a period of continued growth for VATNZ as a division.

The return of the winter Cross the Ditch event had a measurable impact in both controller and flight activity. However just as pleasing is the continued growth in active controller numbers and hours during the months not affected by our largest VATSIM event.

This is a reflection of the sustained efforts of several board and division members – most notably the newly appointed Events Director, Duncan White – in creating an active and inviting community atmosphere. This is already bearing fruit in terms of increased numbers of new pilots and controllers spending time online.

Both controller hours and controller count stats are currently setting new records for consecutive months of year-on-year growth, and while we have yet to return to the levels seen in the division's earliest years, there is mounting evidence to suggest that these growth numbers are part of a sustained longer term trend rather than anomalies.

Nick Johnston,  
DIVISION DIRECTOR  
26th July 2015