



VATSIM Oceania Quarterly Report Q1 2016 (January to March)

The start of 2016 has seen a continuation of the previous incremental growth in both traffic and controller connections in both Divisions. This is despite the Austral summer months being traditional our quietest period

Both Divisions continue to progress through their respective training systems at a rate that sees new controllers qualifying regularly, and existing controllers moving to higher ratings. Both Divisions feel that this rate could be improved if extra staff could be bought into the system.

Evenings local time are still the most active time. There has been little change in the low level of activity outside this period.

EVENTS

VATPAC continues to run a very active event programme. Extra effort is being given to IT support to the IT team.

VATNZ continue with the major focus being Sunday Night Ops (SNO).

STAFFING

There have been no changes to Regional staff during the quarter.

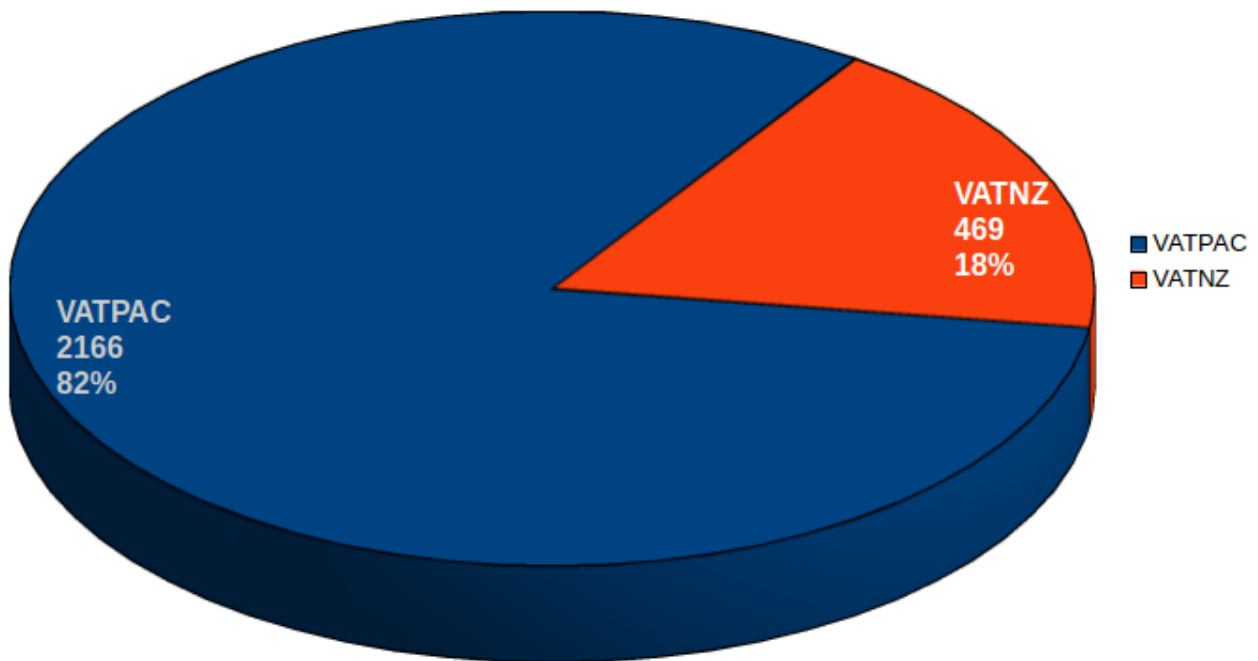
Changes continue in VATPAC following the appointment of Jackson Harding, the previous Divisional Director, as the new Regional Director.

MEMBERSHIP

At the end of the quarter total membership stood at 2635. This is a rise over the quarter of 236 from the end of the preceding quarter. For reasons that remain unclear this number does not tally with that given in previous reports. This may be due to the new Regional Director using a slightly different methodology. During the quarter VATPAC grew 8.1% and VATNZ grew 10.2%. In both Divisions there was an unexplained spike in membership in early March, followed by an immediate return to trend growth.

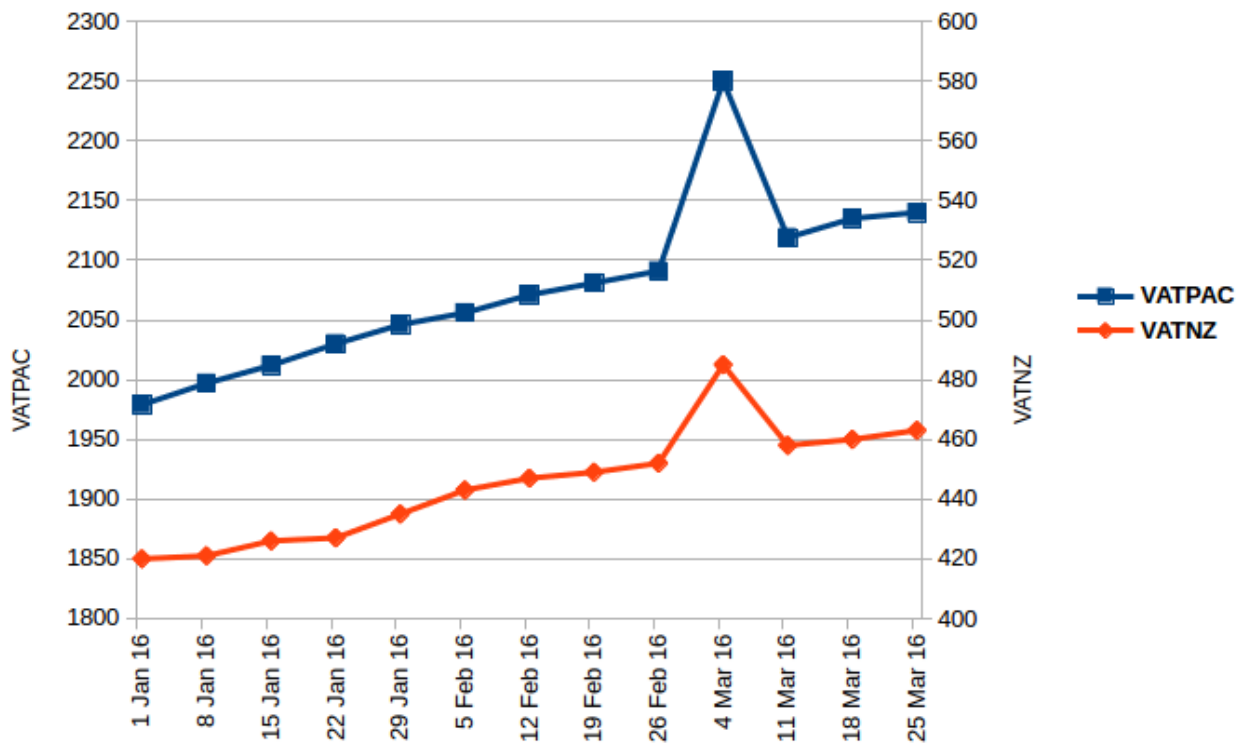
VATOCE Membership

End of Q1 2016



VATSIM Oceania

Membership Q1 2016



CONFLICT RESOLUTION

The Regional Conflict Resolution Panel did not hear any cases during the quarter.

SUMMARY

My thanks to the hard working staff within the Region and its component Divisions for their effort during the quarter.

A handwritten signature in black ink, appearing to read 'J. Harding', is positioned above the typed name.

Jackson Harding
Regional Director
1 May 2016

Annex 1 – VATPAC Quarterly Report Q1 2016

Annex 2 – VATNZ Quarterly Report Q1 2016



VATPAC Quarterly Report

Q1 2016

Table of Contents

1	Staffing	1
1.1	Director Division.....	1
1.2	Director Operations.....	1
1.3	Director ATC Training.....	1
2	Operations	2
3	ATC Training	2
4	IT	2
5	Events & Communications	2
6	Traffic Analysis	2

Staffing

Division

Mr Greg Barber was appointed the role of VATPAC1 – Director Division, vacating the role of VATPAC3 – Director ATC Training.

Director Operations

Mr David Zhong resigned from the role of VATPAC2 Director of Operations. VATPAC would like to thank David for his hard work in the position over the past 2 years. Mr Joel Richters was appointed to the role of VATPAC2 – Director Operations.

Director ATC Training

Mr Peter Adamos was appointed to the role of VATPAC3 – Director ATC Training.

Operations

Personnel

No changes to internal personnel.

See Division Director's report on change of Director overseeing portfolio.

Virtual Airlines

Nothing to report for this quarter.

Documentation

Brisbane, Melbourne and Sydney Local Instructions have been updated to incorporate TMA internal boundaries.

AIS

Sector file updates for AIRAC 1603 were published on time.

These included the addition of TMA internal boundaries and a review of minimum vectoring altitudes based on radar terrain clearance charts obtained from Airservices.

Other

Following a trial in 2015 and community consultation in early 2016, VATPAC commenced operations with Departures positions at Sydney and Melbourne on Monday evenings. The Operations team will continue to monitor the implementation of these positions and make any adjustments necessary.

ATC Training

Personnel

The training team welcomes aboard two new Mentors - Ryan Steffe and Hayden McClure - who will be a vital asset in supporting the added workload of providing compulsory mentoring to our ATC candidates.

Although recent ATC request numbers have eased slightly, the potential recruitment and reshuffle of the training team is under review to ensure we can cope over peak periods of demand.

The search for a new Deputy Director has been advertised, and is expected to be finalised by 1st April.

Website/Moodle

Issues with Moodle links are being pursued, however we are relying on reports from users where there are issues. Overall the new Tower course has seen increased uptake and a good spread of exam results.

Projects and Initiatives

A potential refresh of the TMA Moodle content is a long-term option, to bring it into line with the new and improved tower course - however this would be a large undertaking, and need to be properly evaluated and planned.

After feedback from Milk Run Monday controllers, we will be putting together a 'special positions guide', to help alleviate the confusion regarding positions, airspace splits and coordination.

Statistics

Rating	Completed	Terminated	In Progress
Tower	3	2	3
Proc Tower	0	0	0
TMA	1	2	1
Enroute	2	0	0
Oceanic	1	0	0

IT

The IT department has spent the first quarter of this year fixing bugs and issues associated with the new website systems. We would like to thank Greg (Director of VATPAC) for his assistance as other IT staff members have been busy with real world commitments.

IT has been liaising regularly with the events team with the endeavour to develop new systems for panic stations, slot mania and other event styles to ensure that pilots can get the information they need, when they need it and with ease.

The IT department has also been working on numerous projects for the ATC training department and operations department with the upgrading of ATC/pilot assist systems.

We will be anticipating an IT team recruitment in the near future (a number of members expressed their interest in assisting at the town hall meeting). IT thanks the members for the patience and assistance with issues on the website during the past few months and we look forward to continuing to provide you with great new tools for your online flying.

Events & Communications

Personnel

Whilst it was anticipated that the Events Team would expand during Q1, 2016, the expected addition to the team was instead added to the IT team with a brief of assisting the Events Team with Events related website issues. The effects of this addition have begun to be realized.

The resignation of Deputy Director of Events was accepted. There are no plans at this stage to appoint a new person to this role and the role has been absorbed by the Director of Events and Communications.

Events

Spilled Milk Run Sunday in NZ was particularly well attended and coincided nicely with VATNZ's Sunday Night Ops.

After some initial confusion regarding opening CB_TWR after 6pm local, Australia Day's event was also well attended.

Q1 Quarterly Longhaul was less well attended and we are hoping for a better turnout for the Q2 event.

February's Saturday Shuttle event also had very low participation. After some questioning of members by the Director of Events, it became evident that people aren't checking the forum or events calendar. The same was true of the Suggest-a-Flight event held on March 12.

VFR Operations events continue to be successful with a good mix of OCTA and Class D flying. VFR operations continue to be a good training ground for new members and these

events take place weekly on Friday and Sunday local VATPAC time.

World Discovery Flights have enjoyed regular attendance for a core group of pilots with a number of new pilot joining the group. In Q2 the team plans to conduct flights into the “10 Most Dangerous Airports in the World.” World Discovery flights are held weekly on Wednesday evenings local VATPAC time.

Communications

After a Town Hall meeting dedicated to Communications, it became acutely clear that the membership have more or less ceased to proactively look for Event information whether it be via our Forums, the Events calendar, or our FB page. A very small number of participants in the meeting indicated that they check any of these sources on a regular basis.

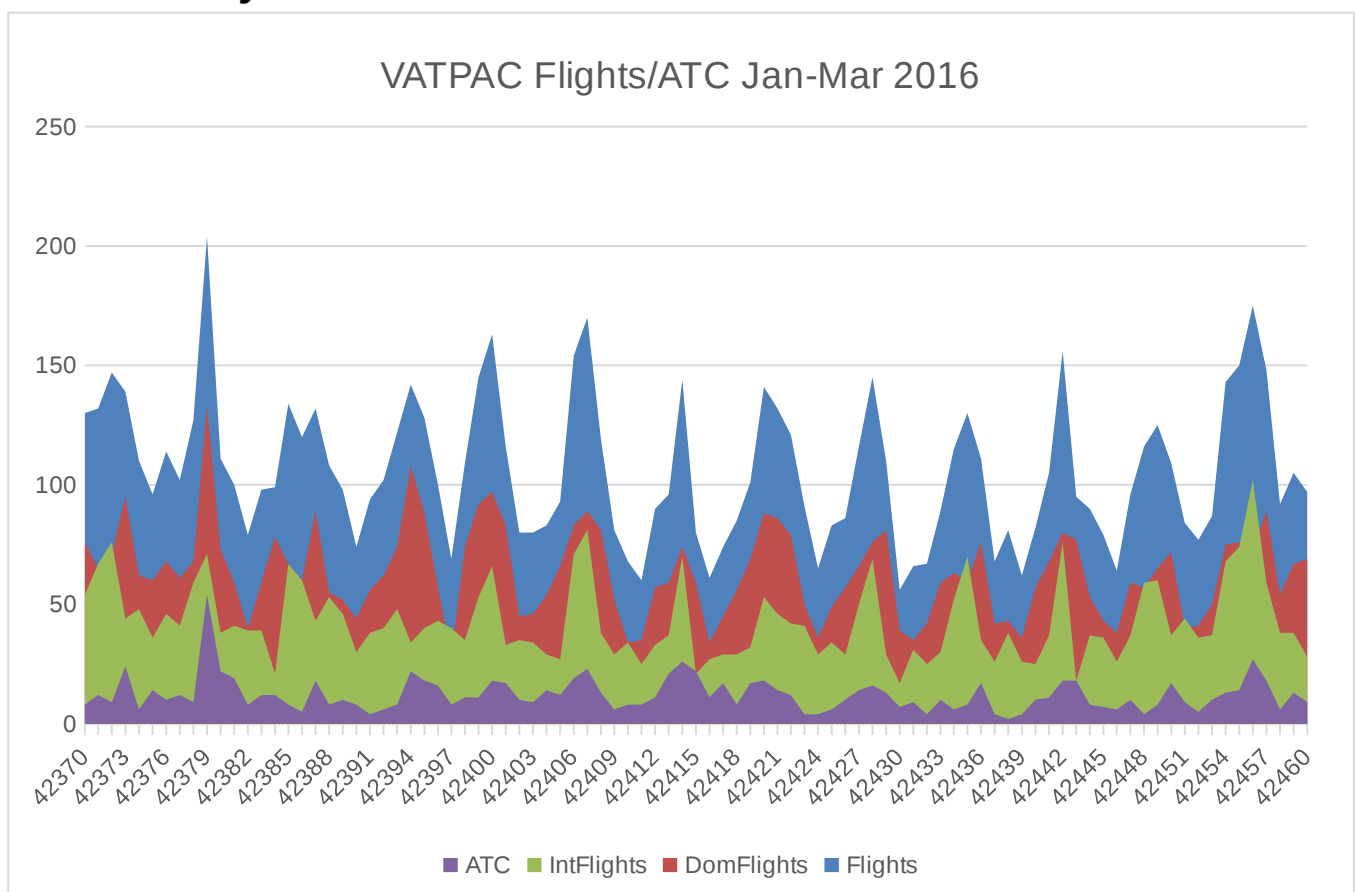
Signup to the new mailing list database has been poor with only 30 members registered at the time of writing this report.

The role that future Communications will play is currently under urgent consideration by the VATPAC Board.

Other Events Reports

Departmental Events reports will be added as they come through.

Traffic Analysis



In the January-March quarter 2016 VATPAC saw an average of 106 flights and 12 ATC connections per day for a total of 21,966 hours and 1,839 hours respectively.

VATNZ Quarterly Report Q1 2016

Staff Changes

A new Events Director was appointed during the period, Eric Coufmann was the successful candidate.

Membership

There has been a slight increase in VATNZ membership numbers during the period from 455 to 481. Approximately 1/3 of that number have been active online within the reporting period.

Events

The usual mixture of Sunday Night Operations and mid-week events continues and remain popular. Our new events director has recently reintroduced “Flight Club” events. These focus on short VFR tours normally between small airstrips rather than airports and are aimed at light aircraft and helicopters. Initial participation in these events is encouraging.

Activity

Generally we see a downturn in online activity over the summer months while everybody enjoys the long summer evenings elsewhere. Although down from the December 2015 high, this summer we continued to see excellent numbers of members participating in our regular events right throughout the period. We have maintained a good presence of controllers online throughout the period. Compared to Q1 2015 controller hours online have more than doubled during Q1 2016. As in real life Auckland (NZAA) remains our busiest airspace. Aircraft movements at NZAA increased from 1434 in Q1 2015 to 1787 in the same period 2016.

Controller hours online at NZAA jumped from 238 to 622 when comparing 2015 and 2016. Our other main airports when comparing traffic are NZCH, NZWN and NZQN. The traffic levels and controller hours at these airports were similar to 2015.

Training

Our small but dedicated ATC training team remained busy. Another 6 controllers were trained during Q1. 4 of these were new recruits and 2 were upgrades to higher ratings. Currently there are another 8 controllers undergoing training.

While in the past it was usual for quite a large percentage of new controllers to quickly progress to higher ratings, we have noticed that the majority of new controllers are spending more time as Tower controllers. It's an interesting trend which needs to be monitored to ensure we see experienced controllers moving up the ranks.

Summary

The Q1 2016 period has been a positive one for VATNZ with increased traffic and controller hours. Traditionally this is a relatively quiet period for VATNZ and while we still had a downward trend we saw an increase in activity when compared to previous years.

Andrew Moseley
VATNZ - Director